



I Series

LED Explosion Proof Light



Certifications:

- ◆ Marking ATEX
- ◆  II2 G Ex db IIB T4 Gb
II2 D Ex tb IIIC T63.5°C Db IP65
- ◆ Marking IECEx
Ex db IIB T4 Gb
Ex tb IIIC T63.5°C Db IP65
- ◆ Marine Marking
 - ◆ UL 1598
 - ◆ UL1598A
 - ◆ ABS
- ◆ Marking UL844 (North American)
 - ◆ Class I, Division 1, Groups C, D
 - ◆ Class I, Division 2, Groups A, B, C, D
 - ◆ Class II, Division 1, Groups E, F, G
 - ◆ Class II, Division 2, Groups F, G
 - ◆ Class III
- ◆ IP65

Standard Materials:

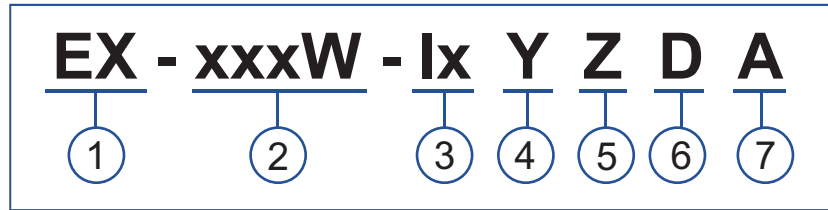
- ◆ Housing: Copper-free aluminum
- ◆ Lens: Tempered Glass
- ◆ Hardware: Stainless steel
- ◆ Mounting Bracket: Stainless steel

LED Explosion Proof Light - I Series

Key Features:

- ① Dimming function available; battery backup optional.
- ② High-quality SMT LED and Meanwell driver.
- ③ Heavy-duty and high impact resistance.
- ④ Replaceable LED board and drivers.
- ⑤ Integrated junction box for driver.
- ⑥ Marine rating powder coated finish treatment.
- ⑦ High efficacy - up to 140 lumens per watt.
- ⑧ 5-year warranty
- ⑨ Low temperature applications to -40°C (-40°F) and high temperature up to 60°C (140°F).

Catalog Number Logic:



- ① **PRODUCT CATEGORY**
 - ◆ Explosion proof light
- ② **WATTAGE**
 - ◆ 20W-120W
- ③ **PRODUCT SERIES**
 - ◆ I2 ◆ I4
- ④ **DIMMING OPTION**
 - ◆ D= Dimmable
 - ◆ N= Non-dimmable
- ⑤ **CCT**
 - ◆ From 2200K to 7000K
 - ◆ 22=2200K, 30=3000K, ..., 70=7000K
- ⑥ **BEAM ANGLE**
 - ◆ D40= 40° ◆ D90= 90°
 - ◆ D60= 60° ◆ D120= 120°
- ⑦ **GLASS TYPE**
 - ◆ A=blank: Flat glass
 - ◆ A=C: Spherical glass

Technical Data:

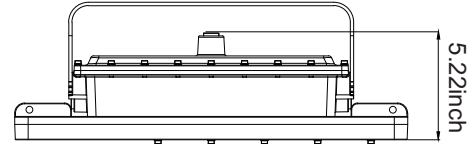
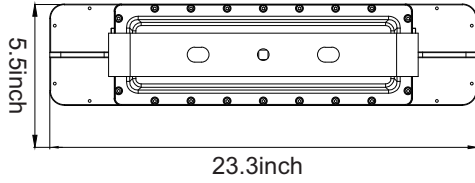
Model	Wattage	Operating Voltage	Lumens (lm)	Efficacy (lm/W)	CRI	CCT	Emergency Time
EX-20W I2YZDA	20W	AC100-277V/200-480V or DC12-36V	2,800	140	>70	2200K-7000K	1.5 hours
EX-40W I2YZDA	40W		5,600				
EX-50W I2YZDA	50W		7,000				
EX-60W I2YZDA	60W		8,400				
EX-40W I4YZDA	40W		5,600				
EX-60W I4YZDA	60W		8,400				
EX-80W I4YZDA	80W		11,200				
EX-100W I4YZDA	100W		14,000				
EX-120W I4YZDA	120W		16,800				

Packing Information:

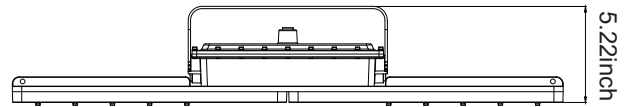
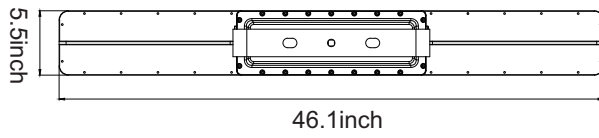
Model	Quantity/Carton	Packing Size	Net Weight	Gross Weight
I2	1 PCS	30.31x13.39x10.43inch	12 kg/ 26.45 lbs	14 kg/ 30.86 lbs
I4	1 PCS	53.54x13.39x10.43inch	18.5 kg/ 40.79 lbs	21.5 kg/ 47.40 lbs

Dimensions:

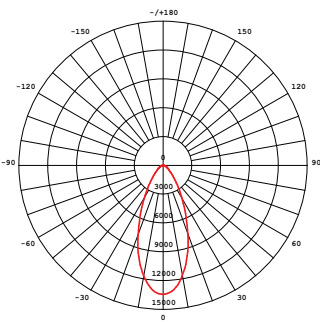
I2 Series



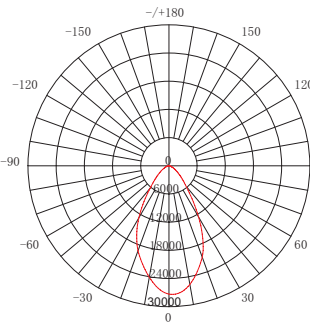
I4 Series



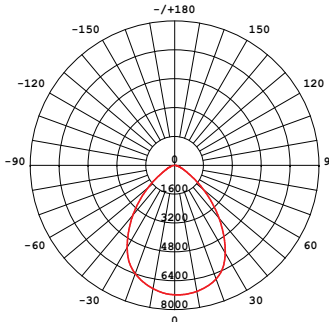
Photometry:



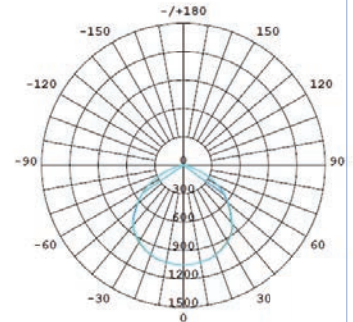
Beam angle: 40°



Beam angle: 60°



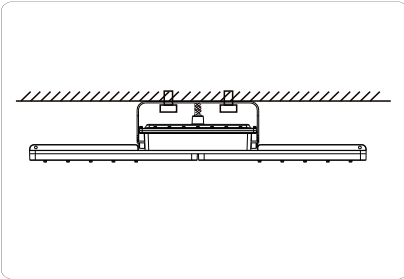
Beam angle: 90°



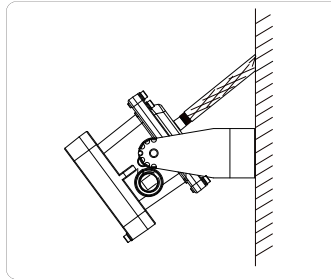
Beam angle: 120°

Mounting Methods:

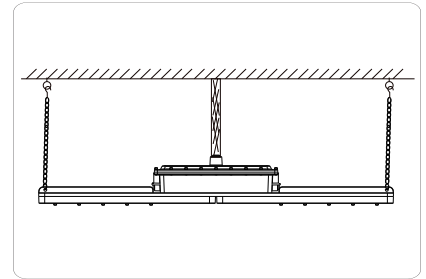
◆ **Ceiling Mounting:**



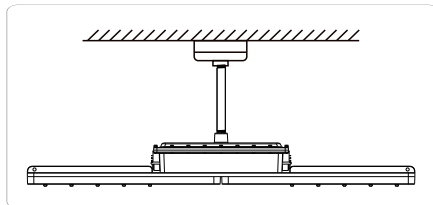
◆ **Wall Mounting:**



◆ **Chain Mounting:**



◆ **Pole Pendant Mounting:**



Accessories:



- **Model: Ex-Junction Box**
Name: Junction Box
Material: Aircraft Aluminum A383



- **Model: EX-Straight Pipe**
Name: Straight Pipe
Material: Iron



- **Model: Ex-Conduit 01**
Name: Metal Conduit
Material: Stainless Steel and Aluminum



- **Model: EX-Bended Pipe**
Name: Bended Pipe
Material: Iron



- **Model: Ex-Chain**
Name: Pendant Chain
Material: Stainless Steel S3040



- **Model: Ex-Bracket**
Name: U-bracket
Material: Stainless Steel

Application :

- ◆ **Oil and gas industry**
 - All petroleum production and refining
 - Petroleum loading and transportation
 - Petroleum storage and retail
 - LNG industry
 - All mining operations and service
- ◆ **Ocean, marine and aerospace field**
 - Ocean platform operation facilities
 - Aerospace clean room and production
 - Ocean vessel operations
- ◆ **Food and alcohol industry**
 - Flour and fine particle production and storage
 - Food and distilling production
 - Alcohol industry
- ◆ **Chemical industry**
 - All types of paint facilities
 - Chemical production and storage
- ◆ **Metal treatment**
 - Steel and aluminum factories
 - Pumping stations in any environment
 - Metal smelting, foundry and fabrication
- ◆ **Other high humidity, high dust, high temperature, vapor locations.**